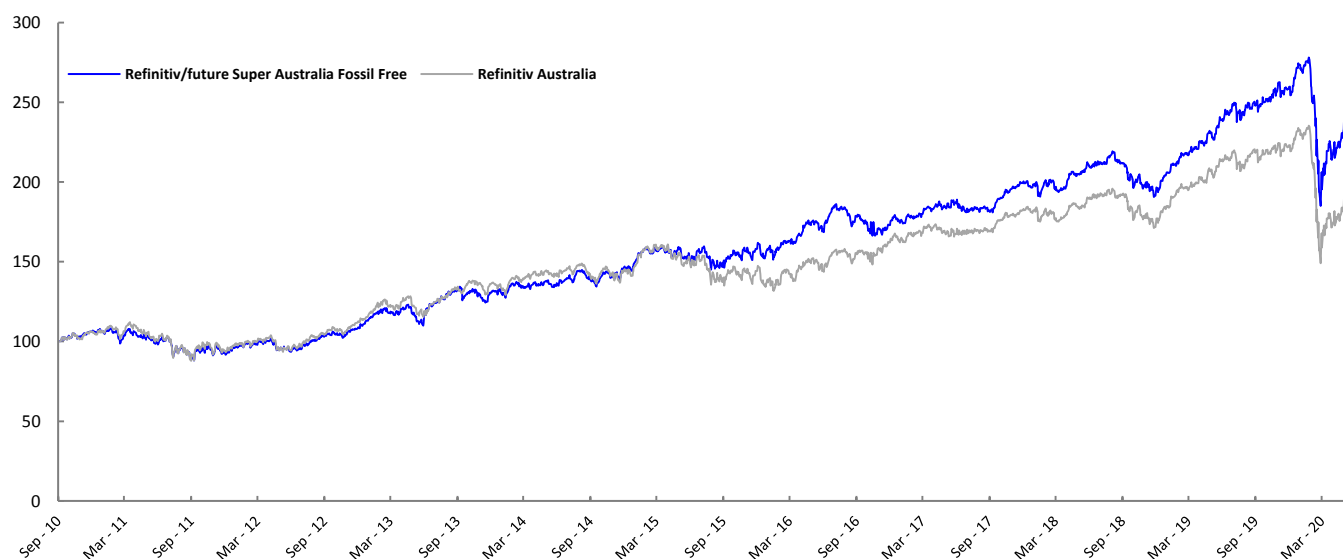


REFINITIV/FUTURE SUPER AUSTRALIA FOSSIL FREE

REFINITIV INDICES

Jun 26, 2020

CUMULATIVE INDEX PERFORMANCE



RISK AND RETURN CHARACTERISTICS

Index Performance – Total Return (%)	YTD	1Y	Annualized		
			3Y	5Y	Since 10/01/10
Refinitiv/future Super Australia Fossil Free	-6.50%	-0.14%	8.67%	9.75%	9.31%
Refinitiv Australia	-10.90%	-8.24%	5.18%	5.79%	7.12%

Index Returns – By Year (%)	2020	2019	2018	2017	2016	2015	2014
Refinitiv/future Super Australia Fossil Free	-6.50%	29.96%	-1.77%	13.29%	9.14%	11.19%	10.37%
Refinitiv Australia	-10.90%	23.85%	-2.95%	11.59%	11.29%	2.12%	5.22%

Index Risk Statistics	Annualized Std. Dev. (%)			Sharpe Ratio	
	3Yr	5Yr	10Yr	3 Yr	5 Yr
Refinitiv/future Super Australia Fossil Free	16.95%	15.57%	NA%	0.56	0.66
Refinitiv Australia	18.26%	17.13%	NA%	0.36	0.40

Fundamentals

	Div Yld (%)	LTM P/E	Fwd P/E	P/B
Refinitiv/future Super Australia Fossil Free	3.98	18.48	22.37	2.49
Refinitiv Australia	5.60	16.24	18.98	1.74

TOP 10 CONSTITUENTS

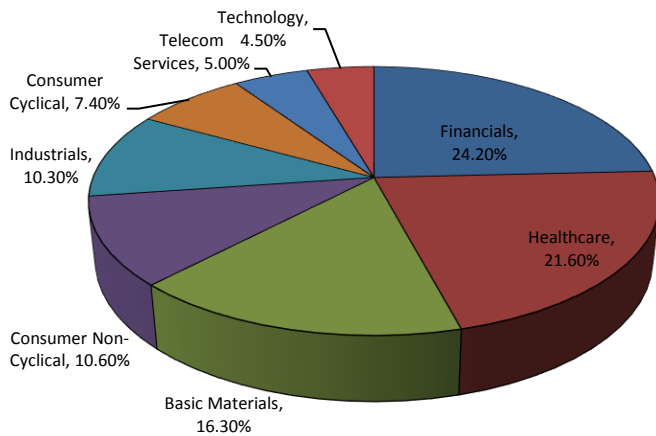
Company Name	Sector	Weight
CSL LTD	Healthcare	15.52%
WOOLWORTHS GROUP LTD	Consumer Non-Cycl	5.35%
TELSTRA CORPORATION LTD	Telecom Services	4.35%
TRANSURBAN GROUP	Industrials	4.07%
GOODMAN GROUP PTY LTD	Financials	2.77%
FORTESCUE METALS GROUP LTD	Basic Materials	2.65%
NEWCREST MINING LTD	Basic Materials	2.57%
COLES GROUP LTD	Consumer Non-Cycl	2.22%
ARISTOCRAT LEISURE LTD	Consumer Cyclical	1.91%
BRAMBLES LTD	Basic Materials	1.85%

INDEX CHARACTERISTICS

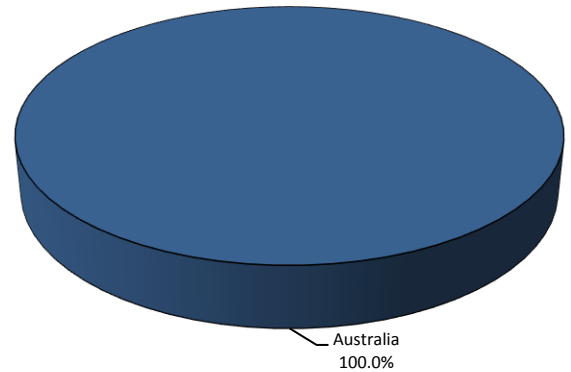
Thomson RIC .TRFSAUEQFFT	
Number of Constituents	290
Mkt Cap (AUD Millions)	
Largest	133,086
Smallest	29
Average	5,065
Median	375



SECTOR WEIGHTS



COUNTRY WEIGHTS



INDEX METHODOLOGY

The Thomson Reuters/Future Super Australia Fossil Free Index is the result of a collaboration between Thomson Reuters Indices and Future Super, providers of Australia's first fossil fuel free superannuation fund. The index features a proprietary Future Super screening process which excludes any ASX listed companies which are either directly involved in the fossil fuel industry, or which provide services or financing to the fossil fuel industry.

Selection:

Starting universe: Thomson Reuters Australia Index

- 1st screen, removal of companies directly involved in fossil fuels:
 - Companies with fossil fuel reserves
 - Companies involved in mining, burning, transportation or extraction of fossil fuels
 - Critical infrastructure such as gas pipelines
 - 2nd screen, removal of companies providing services specific to, and significant for the fossil fuel industry:
 - Engineering companies providing critical infrastructure services
 - Railways, roads, ports specifically built for transportation of fossil fuels
 - 3rd screen, removal of companies providing finance to significant fossil fuel projects. Screening occurs biannually immediately after the rebalancing of the parent Thomson Reuters Australia Index in April and October.
- Data sources used by Future Super include company reports, sustainability reports, public statements and Thomson Reuters ESG services.

Rebalance: Quarterly

Index distribution: Via Eikon and FTP

Refinitiv has over 30 years' expertise in the Indices business and has calculated many of the most widely-held indices in the world. Our pure beta indices and smart indices address many investor objectives across asset classes, themes, regions and sectors. We offer comprehensive institutional-quality solutions and a full-service indexing partnership to help you get your ideas to market efficiently. This is backed by our industry leading platform of financial intelligence and trust principles which guarantee integrity.

For Further [Information refinitiv.com/en/financial-data/indices](https://refinitiv.com/en/financial-data/indices)

Enquiries Index_Queries@refinitiv.com