

# Proof-of-Stake: A Crypto Path to Lower Energy Consumption and Yield

January 2022

In partnership with



DIGITAL  
ASSET  
RESEARCH

## Summary

- As investors consider digital asset adoption, they are also concerned about the impact of energy consumption.
- Bitcoin's consensus mechanism, Proof-of-Work (PoW), consumes a large amount of electricity, with the Bitcoin network using as much energy as some small nations.
- Proof-of-Stake (PoS), an alternate consensus mechanism that eliminates the need for high computational power, is considered a popular solution for addressing crypto energy concerns.
- Ethereum, the second largest digital asset by market capitalization, is transitioning to a Proof-of-Stake consensus mechanism.
- Proof-of-Stake offers yield opportunities and its adoption may increase as the broader digital asset industry sees the effectiveness of yield as an incentive.

You are responsible for determining whether anything contained herein is suitable for your particular circumstances, and for seeking professional tax, legal, and/or investment advice as appropriate.

Please see the other disclaimers at the end of this report.



**FTSE  
RUSSELL**  
An LSEG Business

## Overview

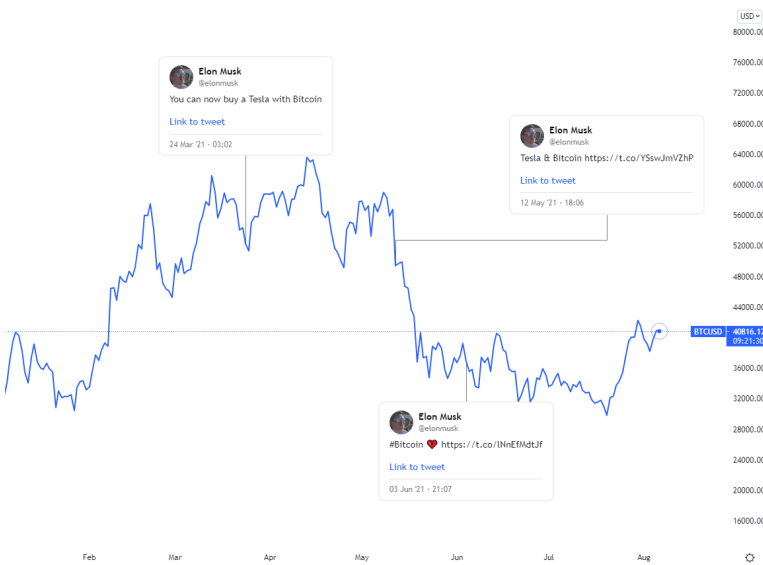
This report highlights conversations and developments related to energy usage concerns around digital assets, blockchains, and distributed ledger technologies (DLT), as well as initiatives by industry participants that are intended to address environmental concerns. As a popular solution, Proof-of-Stake and its role in providing yield opportunities is discussed. Our report is compiled from Digital Asset Research's (DAR's) data sources, public sources, media reports, and press releases, and, while wide-ranging, covers only representative initiatives related to environmental concerns in the digital asset space.

## Digital asset energy usage concerns

Over the last several months, BTC has faced criticism due to the amount of energy that is consumed by mining activity on its network as it reaches agreement on a new block using a Proof-of-Work consensus mechanism. However, this is not a new narrative; concerns surrounding the energy used by the Bitcoin network to enforce its security and immutability have been brought up before, but are receiving additional attention now as BTC sees increases in institutional adoption and its asset price.

This concern was voiced by Tesla CEO Elon Musk to his 50 million+ Twitter followers on May 12, 2021, when he posted a statement saying that Tesla would no longer accept BTC as a payment method due to concerns about the “rapidly increasing use of fossil fuels for Bitcoin mining and transactions.” Musk’s decision came less than two months after he originally announced that customers could buy a Tesla vehicle with BTC and drew significant news coverage. In the days following his reversal, BTC’s price fell and the energy impact merits of BTC and other digital assets were heavily discussed in the media and by institutional investors.

**Figure A – Elon Musk’s environmental concern tweets and BTC price**



Source: TradingView, Digital Asset Research

## The Proof-of-Work problem

In blockchains, a consensus mechanism allows network participants to validate transactions and agree on the state of the network in a decentralized manner. Since its inception, BTC has used a Proof-of-Work consensus mechanism to sustain its security and immutability. As the network now attempts to scale and BTC's price increases, Proof-of-Work's issues are becoming more apparent.

Proof-of-Work requires network validators to solve a mathematical problem in order to become the designated entity responsible for the validation of the latest block and subsequently receive the rewards associated with mining the block. This mathematical problem is a one-way cryptographic function that cannot be solved without using computational power to brute force and test every possible solution; you can think of the method by which validators attempt to solve the mathematical problem similar to a person who tries every possible combination of numbers to get the correct PIN when withdrawing money from their bank account at an ATM.

The Bitcoin network's Proof-of-Work algorithm also adjusts the difficulty of the mathematical problem that validators must solve based on the total power allocated to the network to ensure that each block always takes approximately 10 minutes to generate. The lucrative rewards offered by the Bitcoin network for mining a block caused many entities to enter the Bitcoin mining business, which in turn increased the computation power required to mine a block and drove up energy usage because of the aforementioned adjustment mechanism. The more miners there are competing with one another, the higher the computational power necessary to mine Bitcoin.

As BTC's price increases, miners are incentivized to allocate more computational power to the network, especially when the price increases significantly relative to the increase in the difficulty adjustment mechanism, which also can increase electricity consumption.

**Figure B – Bitcoin historical network power demands**



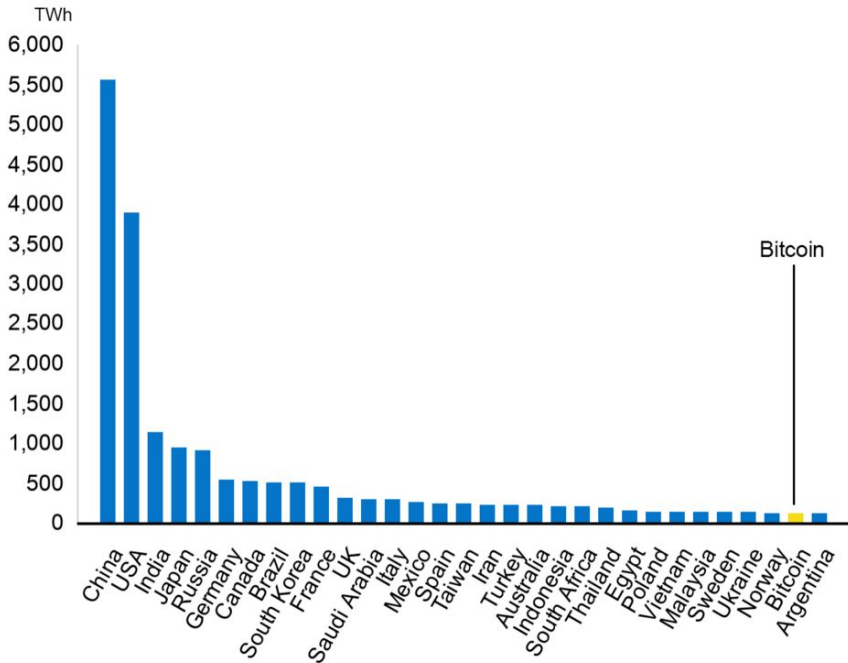
Source: Cambridge Bitcoin Electricity Consumption Index

To address concerns about energy consumption, some Bitcoin miners are shifting to green energy sources. Switching to green energy sources can help the perception of BTC as an environmentally friendly asset, but the Bitcoin network's Proof-of-Work consensus mechanism will continue to consume large amounts of energy, regardless of source. As a result, newer blockchain protocols are exploring other consensus mechanisms that consume less energy and promote decentralization.

Figure C – Bitcoin energy consumption against countries

### Bitcoin uses more energy than Argentina

If Bitcoin was a country, it would be in the top 30 energy users worldwide



Source: University of Cambridge Bitcoin Electricity Consumption Index, BBC

## What is Proof-of-Stake?

Proof-of-Stake (PoS), a concept [originally introduced](#) by Sunny King and Scott Nadal in 2012, is a consensus mechanism design that allows network validators to participate in the transaction validation process that is used to maintain the network if they stake or lock the token associated with the network. By requiring validators to lock tokens, the incentives of the validators and the network are aligned; a validator wants the network to continue functioning and would not want to attack the network because the value of the validator’s underlying locked capital would be reduced if an issue occurs.

Proof-of-Stake consumes less energy than Proof-of-Work because, rather than requiring computational power to solve a mathematical problem, it allocates the right to validate transactions across different validators based on the percentage of tokens locked by each validator.

To prevent validators from conducting malicious behaviors for their own benefit, most Proof-of-Stake systems also include mechanisms that discourage attacks. A penalty mechanism known as “slashing” that will reduce or eliminate the validator’s locked capital is often implemented to handle scenarios where the validator misses transactions, double signs transactions, or performs other malicious activities.

## Proof-of-Stake nuances & concerns

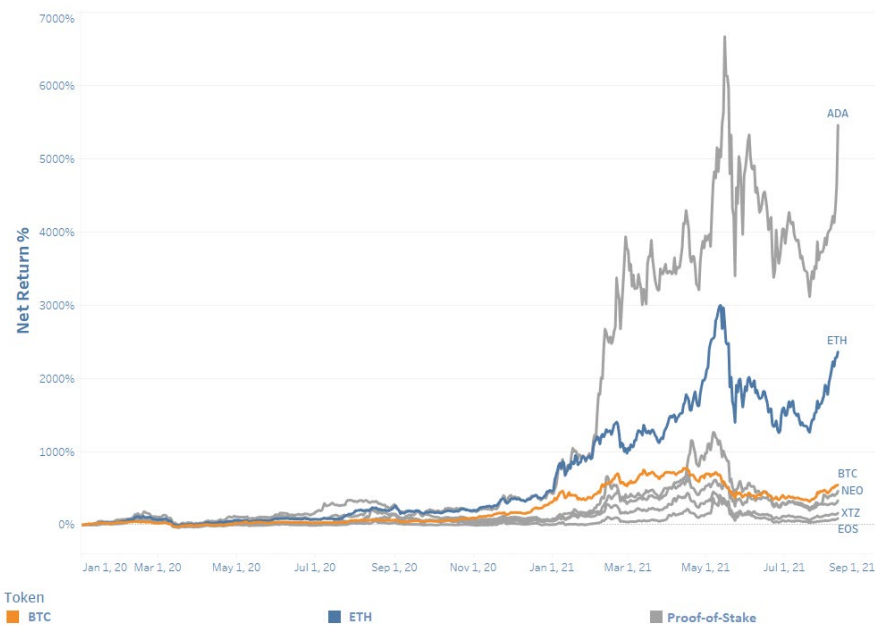
There are several types of Proof-of-Stake consensus mechanisms – including Delegated Proof-of-Stake and Hybrid Proof-of-Stake – that vary their design to meet the protocol’s need for scalability and decentralization.

Critics of Proof-of-Stake argue that it could provide a small set of centralized entities, like staking pools and institutional investors, with too much power over the network. While debate over the merits of this criticism continues, the Ethereum network’s efforts to adopt Proof-of-Stake indicate that maintaining decentralization is possible.

## Notable Proof-of-Stake assets

Some notable protocols currently using Proof-of-Stake consensus mechanisms include Cardano (ADA), EOS (EOS), Neo (NEO), and Tezos (XTZ). See how their returns have compared to BTC and ETH in the chart below.

**Figure D – Sample Proof-of-Stake asset price movement – Overall returns**



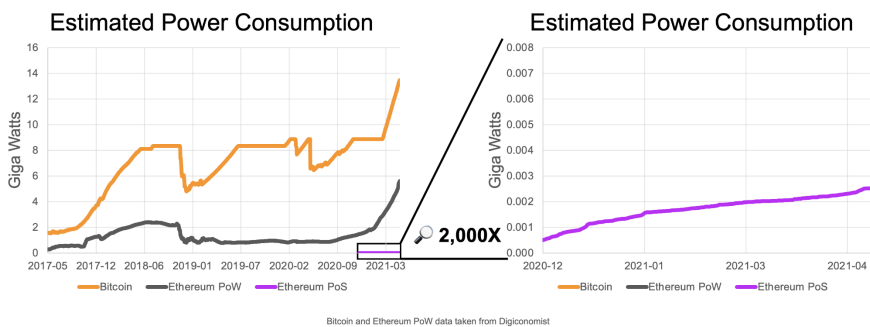
Source: Digital Asset Research; data from 1-Jan-2020 to 1-Sep-2021

## Case example: Ethereum 2.0

Ethereum, the second-largest digital asset by market capitalization and the most widely used blockchain platform for decentralized applications (dApps), is currently transitioning from Proof-of-Work to Proof-of-Stake as part of an initiative known as Ethereum 2.0. The Ethereum community sees Proof-of-Stake as a solution that will address scalability concerns by increasing transaction capacity and reducing gas fees associated with transactions. Previously, popular dApps, such as CryptoKitties in 2017 and Uniswap in 2020, have clogged the Ethereum network, leading to high network fees and preventing scalability and mass adoption.

The change to Proof-of-Stake is also Ethereum’s answer to environmental concerns. The [Ethereum Foundation estimated](#) that the existing Proof-of-Work system consumes 5.13 gigawatts on a continuing basis, whereas the Proof-of-Stake system consumes 2.62 megawatts on a continuing basis, meaning it uses about 99.95% less energy than Proof-of-Work. Put another way, the Ethereum Proof-of-Work network is estimated to use 2,000 times more energy than the Ethereum Proof-of-Stake test network that has been running in parallel. When the switch to Proof-of-Stake is made, the Ethereum network will go from using roughly the same amount of energy as a medium-sized country to the same amount of energy as around 2,100 American homes.

**Figure E – Proof-of-Work vs Proof-of-Stake Ethereum power consumption**



Source: <https://blog.ethereum.org/2021/05/18/country-power-no-more/>

After years of work and decentralized collaboration, the Ethereum network has tangible next steps that the protocol will go through to fully transition to a Proof-of-Stake system. The Ethereum Foundation announced its intention to move to Proof-of-Stake in April 2020 and predicted that the transition will be complete by the end of 2021.

There are three main steps involved in the transition to Ethereum 2.0: the Beacon Chain, the merge and shard chains.

## Beacon Chain

The Beacon Chain successfully went live on December 1, 2020 and introduced Proof-of-Stake to the Ethereum network while remaining separate from the Ethereum Mainnet. It acts as a coordinating mechanism that allows network participants to stake and validate transactions in parallel to the Ethereum Mainnet, which continues to operate as normal. Eventually, the Beacon Chain will also be responsible for randomly assigning network validators/stakers to validate shard chains, which will help ensure that network validators will be unable to collude and take over a shard.

## The merge

The merge will combine the legacy Ethereum Mainnet with the Beacon Chain, officially switching the Ethereum network consensus mechanism from Proof-of-Work to Proof-of-Stake. This part of the transition process is expected to happen by the end of 2021 or early 2022. After the merge happens, stakers will become network validators to the Ethereum mainnet and the legacy mining process that uses Proof-of-Work will stop.

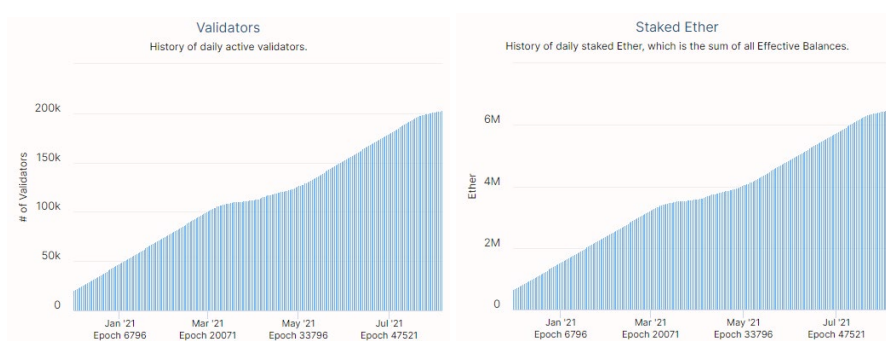
## Shard chain

After the Ethereum Mainnet merges with the Beacon Chain and Proof-of-Stake is implemented, “shard chains” will be introduced. These shards will extend the network to 64 new chains, splitting the network load horizontally to reduce network congestion and increase transaction throughput. Initially, the shard chain process was planned to be implemented before the merge. However, recent progress in Ethereum layer 2 scaling solutions has led to a shift in priorities.

## Ethereum staking

As of August 5, 2021, the Beacon Chain using Proof-of-Stake has more than 200,000 daily active validators and more than 6 million staked ETH. The charts below show the growth of the Ethereum 2.0 network since its launch.

**Figure F – ETH staking statistics**



Source: <https://beaconcha.in/charts>

## A hidden Proof-of-Stake benefit: yield

In addition to solving scalability problems and reducing energy consumption, Proof-of-Stake offers another benefit for token protocols: the ability to generate yield. In digital asset markets, yield works similarly to traditional assets, with a few key differences. Yield on digital assets can be generated from interest received from lending out capital like in traditional markets, but it can also be generated by receiving rewards for participating in the protocol. Yield generated from staking and participating in a protocol can be thought of as similar to a stock dividend that is automatically reinvested in the underlying equity.

By contrast, in Proof-of-Work systems, there is no pathway for an asset owner to receive more of the same asset by participating in the network. Proof-of-Work assets such as Bitcoin require asset owners to lend out the asset in order to receive yield.

In Proof-of-Stake systems, the risks associated with generating yield vary by protocol. In addition to industry-wide risks like regulation or protocol-specific risks like network security, a key risk is the volatility and performance of the token because stakers receive yield in the underlying token, rather than in USD or another fiat currency.

Today, several assets that use a Proof-of-Stake system and offer yield opportunities fall within the top 30 digital assets by market cap. See the table below for details on these assets, as well as their classification within the [DAR Industry Taxonomy](#).

**Figure G – Top 30 assets by market capitalization with staking yield**

Name	Symbol	Supersector	Sector	Subsector
Ethereum	ETH	Computation Platforms	Smart Contract Platforms	General Purpose Smart Contract Platforms
Cardano	ADA	Computation Platforms	Smart Contract Platforms	Security-Focused Smart Contract Platforms
Polkadot	DOT	Computation Platforms	Smart Contract Platforms	General Purpose Smart Contract Platforms
Solana	SOL	Computation Platforms	Smart Contract Platforms	General Purpose Smart Contract Platforms
Terra	LUNA	Computation Platforms	Smart Contract Platforms	General Purpose Smart Contract Platforms
Polygon	MATIC	Computation Platforms	Smart Contract Platforms	Scalability-Focused Smart Contract Platforms
TRON	TRX	Computation Platforms	Smart Contract Platforms	Scalability-Focused Smart Contract Platforms
Cosmos	ATOM	Computation Platforms	Smart Contract Platforms	Scalability-Focused Smart Contract Platforms

## Conclusion

As the digital asset industry matures, concerns around energy consumption will continue to be a prominent issue. Proof-of-Stake consensus mechanisms reduce energy usage significantly when compared to the Proof-of-Work consensus mechanism used by the Bitcoin network. The Ethereum network is transitioning to a Proof-of-Stake system in an effort to reduce its energy consumption. Proof-of-Stake consensus mechanisms also introduce yield opportunities, which may aid the adoption and value of the protocols that use them. The energy efficiency and yield benefits associated with Proof-of-Stake consensus mechanisms have led to an increase in their popularity, which is a trend that may continue or accelerate as institutional investors enter the space and seek avenues toward profits.



## ABOUT FTSE RUSSELL

FTSE Russell is a leading global provider of index and benchmark solutions, spanning diverse asset classes and investment objectives. As a trusted investment partner we help investors make better-informed investment decisions, manage risk, and seize opportunities.

Market participants look to us for our expertise in developing and managing global index solutions across asset classes. Asset owners, asset managers, ETF providers and investment banks choose FTSE Russell solutions to benchmark their investment performance and create investment funds, ETFs, structured products, and index-based derivatives. Our clients use our solutions for asset allocation, investment strategy analysis and risk management, and value us for our robust governance process and operational integrity.

For over 35 years we have been at the forefront of driving change for the investor, always innovating to shape the next generation of benchmarks and investment solutions that open up new opportunities for the global investment community.

## CONTACT US

To learn more, visit [lseg.com/ftse-russell](https://www.ftserussell.com); email [info@ftserussell.com](mailto:info@ftserussell.com); or call your regional Client Service team office:

**EMEA** +44 (0) 20 7866 1810

**Asia-Pacific**

**North America** +1 877 503 6437

**Hong Kong** +852 2164 3333

**Tokyo** +81 3 6441 1430

**Sydney** +61 (0) 2 7228 5659

## Disclaimer

© 2023 London Stock Exchange Group plc and its applicable group undertakings (the "LSE Group"). The LSE Group includes (1) FTSE International Limited ("FTSE"), (2) Frank Russell Company ("Russell"), (3) FTSE Global Debt Capital Markets Inc. and FTSE Global Debt Capital Markets Limited (together, "FTSE Canada"), (4) FTSE Fixed Income Europe Limited ("FTSE FI Europe"), (5) FTSE Fixed Income LLC ("FTSE FI"), (6) The Yield Book Inc ("YB") and (7) Beyond Ratings S.A.S. ("BR"). All rights reserved.

FTSE Russell® is a trading name of FTSE, Russell, FTSE Canada, FTSE FI, FTSE FI Europe, YB and BR. "FTSE®", "Russell®", "FTSE Russell®", "FTSE4Good®", "ICB®", "The Yield Book®", "Beyond Ratings®" and all other trademarks and service marks used herein (whether registered or unregistered) are trademarks and/or service marks owned or licensed by the applicable member of the LSE Group or their respective licensors and are owned, or used under licence, by FTSE, Russell, FTSE Canada, FTSE FI, FTSE FI Europe, YB or BR. FTSE International Limited is authorized and regulated by the Financial Conduct Authority as a benchmark administrator.

All information is provided for information purposes only. All information and data contained in this publication is obtained by the LSE Group, from sources believed by it to be accurate and reliable. Because of the possibility of human and mechanical error as well as other factors, however, such information and data is provided "as is" without warranty of any kind. No member of the LSE Group nor their respective directors, officers, employees, partners or licensors make any claim, prediction, warranty or representation whatsoever, expressly, or impliedly, either as to the accuracy, timeliness, completeness, merchantability of any information or of results to be obtained from the use of FTSE Russell products, including but not limited to indexes, data and analytics, or the fitness or suitability of the FTSE Russell products for any particular purpose to which they might be put. Any representation of historical data accessible through FTSE Russell products is provided for information purposes only and is not a reliable indicator of future performance.

No responsibility or liability can be accepted by any member of the LSE Group nor their respective directors, officers, employees, partners or licensors for (a) any loss or damage in whole or in part caused by, resulting from, or relating to any error (negligent or otherwise) or other circumstance involved in procuring, collecting, compiling, interpreting, analyzing, editing, transcribing, transmitting, communicating, or delivering any such information or data or from use of this document or links to this document or (b) any direct, indirect, special, consequential or incidental damages whatsoever, even if any member of the LSE Group is advised in advance of the possibility of such damages, resulting from the use of, or inability to use, such information.

No member of the LSE Group nor their respective directors, officers, employees, partners or licensors provide investment advice and nothing in this document should be taken as constituting financial or investment advice. No member of the LSE Group nor their respective directors, officers, employees, partners or licensors make any representation regarding the advisability of investing in any asset or whether such investment creates any legal or compliance risks for the investor. A decision to invest in any such asset should not be made in reliance on any information herein. Indexes cannot be invested in directly. Inclusion of an asset in an index is not a recommendation to buy, sell or hold that asset nor confirmation that any particular investor may lawfully buy, sell or hold the asset or an index containing the asset. The general information contained in this publication should not be acted upon without obtaining specific legal, tax, and investment advice from a licensed professional.

The information contained in this report should not be considered "research" as defined in recital 28 of the Commission Delegated Directive (EU) 2017/593 of 7 April 2016 supplementing Directive 2014/65/EU of the European Parliament and of the Council ("MiFID II") and is provided for no fee.

Past performance is no guarantee of future results. Charts and graphs are provided for illustrative purposes only. Index returns shown may not represent the results of the actual trading of investable assets. Certain returns shown may reflect back-tested performance. All performance presented prior to the index inception date is back-tested performance.

Back-tested performance is not actual performance, but is hypothetical. The back-test calculations are based on the same methodology that was in effect when the index was officially launched. However, back-tested data may reflect the application of the index methodology with the benefit of hindsight, and the historic calculations of an index may change from month to month based on revisions to the underlying economic data used in the calculation of the index.

This document may contain forward-looking assessments. These are based upon a number of assumptions concerning future conditions that ultimately may prove to be inaccurate. Such forward-looking assessments are subject to risks and uncertainties and may be affected by various factors that may cause actual results to differ materially. No member of the LSE Group nor their licensors assume any duty to and do not undertake to update forward-looking assessments.

No part of this information may be reproduced, stored in a retrieval system or transmitted in any form or by any means, electronic, mechanical, photocopying, recording or otherwise, without prior written permission of the applicable member of the LSE Group. Use and distribution of the LSE Group data requires a licence from FTSE, Russell, FTSE Canada, FTSE FI, FTSE FI Europe, YB, BR and/or their respective licensors.



**FTSE  
RUSSELL**  
An LSEG Business